




## Exams Assist – Results Day

On results day, your exam results will be available to view on *Exams Assist* – the same portal you viewed your exam timetable. Please follow the below instructions on how to access *Exams Assist* and view your results.

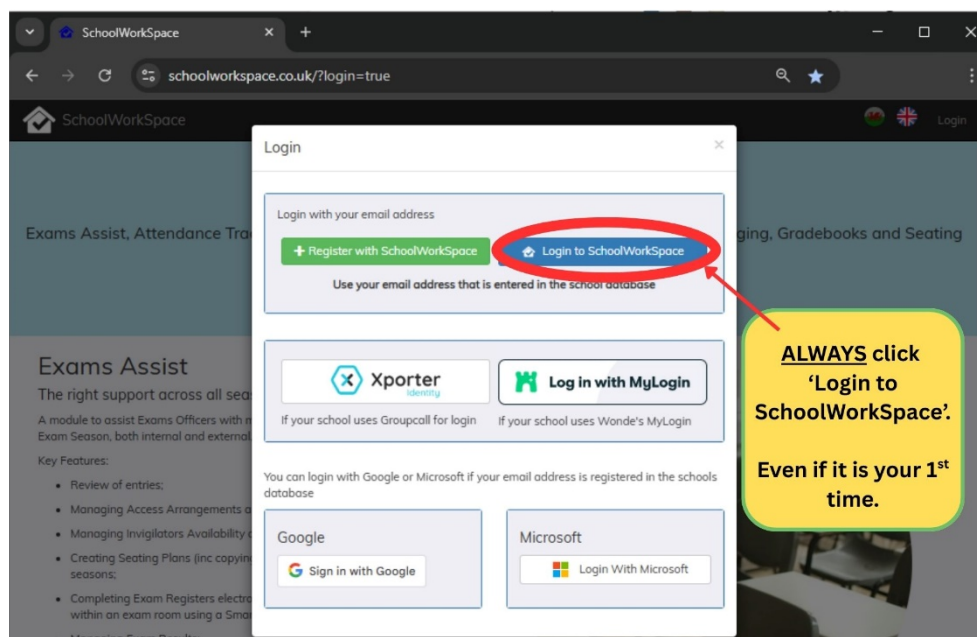
### Step 1- Login to Exams Assist

You should have already logged into the portal previously to view your exam timetable. Please enter the same details to login to the portal. If you don't remember how to login or have forgotten your password, please complete the following steps:

- 1) Go to: <http://examsassist.co.uk> and click on the 'Login' button on the top right corner.

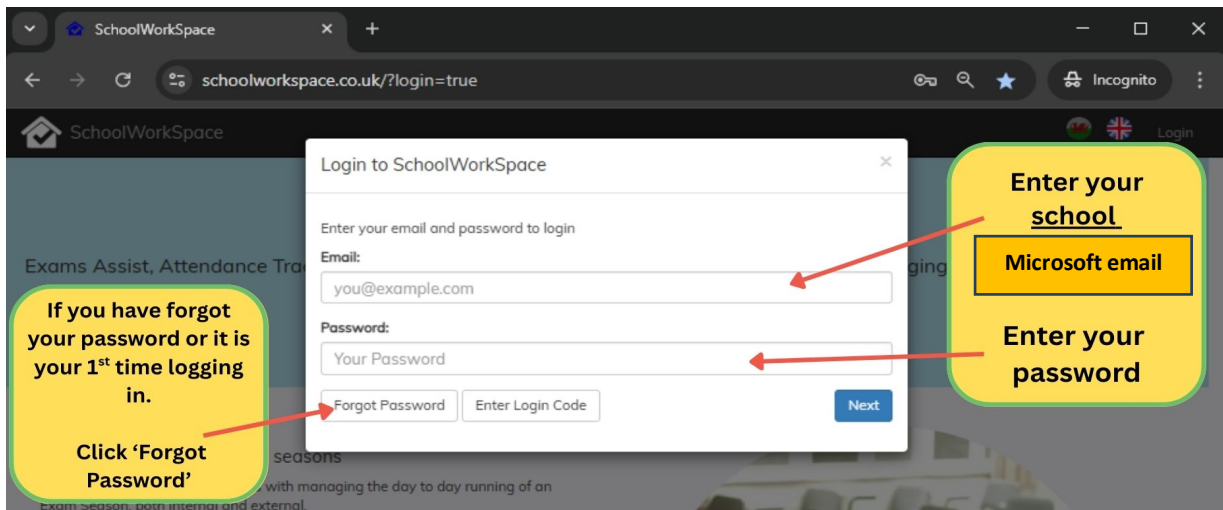


- 2) Always click on the blue button 'Login to SchoolWorkspace'. Even if it's your 1<sup>st</sup> time.



Continued...

- 3) Enter your Microsoft email address and your password. If you have forgotten your password or it is your 1<sup>st</sup> time logging in. Please click 'Forgot Password' and follow the next steps, making sure to always enter your school Microsoft email address. You will be emailed a code to help login and set your new password.



- 4) You should now have access to your Exams Assist portal. If you have any problems logging even after following these steps, please contact the Exams Officers by email at [snhsexams@sch.im](mailto:snhsexams@sch.im)

## **Step 2 – Viewing your results**

Once you have successfully logged in to *Exams Assist*, navigate to the 'Results' tab. Here you will be able to see each qualification and the grade achieved. You can also download a pdf copy of your statement of results if needed.

**1- Login to the Exams Assist portal using your login details**

Your name - Your Tutor Group

**2- Navigate to the 'results' tab**

**3- Your qualifications and grades will then be listed here.**

2025

Board	Level	Code	Title	Mark	Grd1	Grd2	Overall Grade
Pearson	Level 3	60172186	Pearson BTEC Level 3 National Extended Certificate in Sport: Unit 31524H-Anatomy and Physiology				

**You can download a statement of results from here**

Download PDF

Continued...

### **Optional Step 3- Sharing your results with your parent/guardian**

If you want to share your results with your parent/guardian this is possible through *Exams Assist*. However, you must activate this feature yourself as it is your choice to share your results. In the 'Results' tab, click the box to 'Share exam results with parents'.

Your name - Your Tutor Group

Exams

Candidate Details Entries Results

Share exam results with parents

2025

You can click here to share your results with your parents.

Board	Level	Code	Title	Mark	Grd1	Grd2	Overall Grade
Pearson	Level 3	60172186	Pearson BTEC Level 3 National Extended Certificate in Sport: Unit 31524H-Anatomy and Physiology				

Download PDF

Your parent/guardian can then follow the same login process as detailed above in step one to access the *Exams Assist* portal and see your results. \*Please note\* Only your parents/guardians who have provided an email address to school can use this feature. They are only able to login with their own email address which they have registered with school.

**Alternatively-** You can download the pdf of your statement of results and share it with your parents/guardians this way. Remember it is your choice of who you wish to share your results with.

### **Results Day 2026**

You will not be able to view your results on Exams Assist until the results day embargo has been lifted. You will be able to see your results on the following dates and times:

#### **A-Level Results Day**

13<sup>th</sup> August – Results viewable after 08:00am

#### **GCSE Results Day**

20<sup>th</sup> August – Results viewable after 09:00am

### **Please keep an eye on your school email inbox for any updates**

If you have any difficulties viewing your results or logging into *Exams Assist* please contact the Exams Officers by email at [snhsexams@sch.im](mailto:snhsexams@sch.im)