

STUDENT GUIDE

Introduction

Epraise gives you the opportunity to see how well you are doing at school. When you do a great piece of work, or you're improving really well then you get rewarded praise points by your teachers. If you don't follow the school rules you may also get negative points called Demerits. Don't worry if you don't see everything detailed here in the guide, it just depends on how your school have chosen to set up the site.

App

We have an iOS and an Android app available for free. Just head to the App Store or the Google Play Store and search for epraise.

Logging In


Your epraise logins will be provided by your school so if you're not sure how to log in make sure to ask your teacher and if you ever forget your password, just ask a staff member for help.

Codes

Your teacher will give you a code to log into the site and award yourself a point. Just enter the code and your Tutor Group to login and then enter your Teacher, Subject and Reason and then Add point. You can use the code however many times you want to login to the site however you can only use it once to reward yourself a point.

Your Profile & Quicklinks

When you first login you will see a tutorial which will show you different parts of the site and any changes that we've made.



The dashboard gives you an overview of what is happening at your school. On the top right of the screen you will see 4 icons which are your quicklinks.

Present icon - shows how many points you have left to spend and takes you to your purchases.

Student icon - shows how many points you have and takes you to your Profile (Me > My profile).

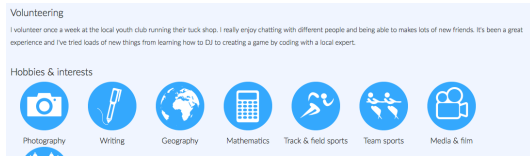
Planner icon - takes you to your Planner. If you have a bubble on this icon this means that you have homework due within the next 5 days. (Me > Planner)

Exit icon - logs you out of the site.

By going to Me > Profile you will see your total points and how many you have left to spend. You can also see your top subjects and categories. If you've been awarded any badges they will appear here too!

Me > Profile > Bio

You will see some existing headings set up for you to use as a guide but take the opportunity to write a profile about yourself, your interests, experiences and achievements.



Me > Profile > Demerits & Interventions

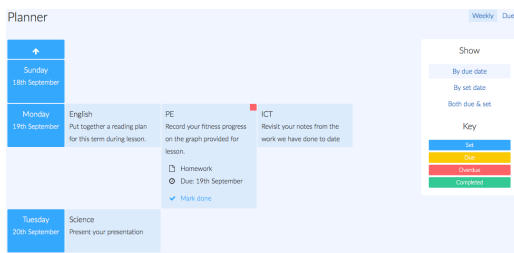
If your school has enabled this on epraise and should you receive any demerits, sanctions or school involvement like detentions, letters home or support meeting, then it will appear on these pages.

Me > Profile > Assessment & Classnotes

Teachers at your school might be able to set homework and share marks with you on epraise. If you can see the Assessment and Classnotes tabs these will be updated throughout the term with your marks/grades.

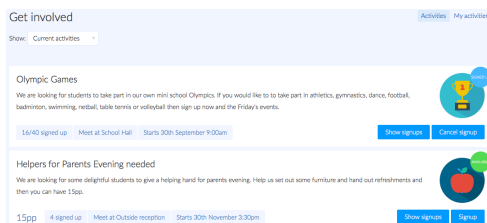
Me > Planner

The Planner gives you a week by week view of all the homework and notes that have been shared with you. Use the key on the right hand side to show what homework you need to complete. If you click on a homework box, more information appears including attachments, done status and grade. To mark homework as completed, click on Mark done and to reverse this just click on Mark not done to undo it.



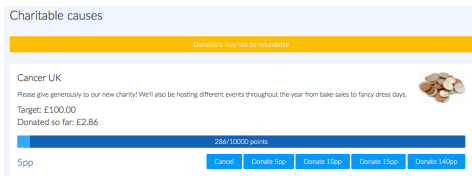
Community > Get involved

Here you can find all the activities going on at your school. Go here to sign up to clubs and activities, if you see a number of praise points next to one then that means if you sign up and take part you will be rewarded!



Community > Charitable causes

Charitable causes is a great way for you to spend your points! Here you will find a single or number of charities that your school has set up for you to donate to. Select the Donate now button and pick the amount of points you would like to give.



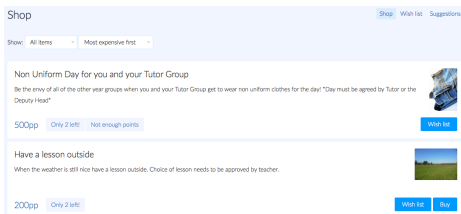
Community > Parents' evening

Whenever there's a parents evening happening it will display here. To view your schedule just click on the event you want. You may also be given an option to book appointments on behalf of your parent with your teacher, to do this simply select the Book appointment button and fill in the details.



Rewards > Shop

Check out what's in your shop here! If you want to purchase an item then just select the Buy button and those points will then be deducted from your points left to spend.



Rewards > Shop > Suggestions & Wish list

If there's an item that you'd really like to see in your shop then make a suggestion! When your suggestion is approved by a teacher you will see it listed on this page. If your idea gets the most votes then it might just make it into the shop! If you don't have enough points then create a wish list to see how far you are from getting the item you want.

Rewards > Prize draws

There are different ways to enter into a draw, some might be teacher nominated or set with a certain criteria e.g. if you've achieved a certain amount of points and on some occasions you may have to part with some of your points to enter a draw.